Telemonitoring hartfalenpoli

Ervaringen Laurentius Ziekenhuis Roermond

SANA Summit 2024

C.G.M.J. Eurlings, cardioloog LZR

07 maart 2024

LaurentiusZiekenhuisRoermond

Telemonitoring op de hartfalenpoli

Start SanaCoach
Hartfalen

2018 | 2023 | 2024 | 2040

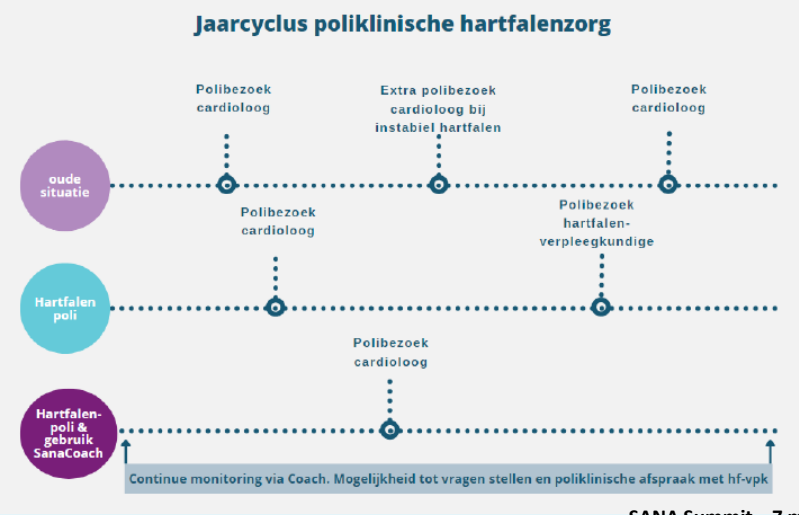

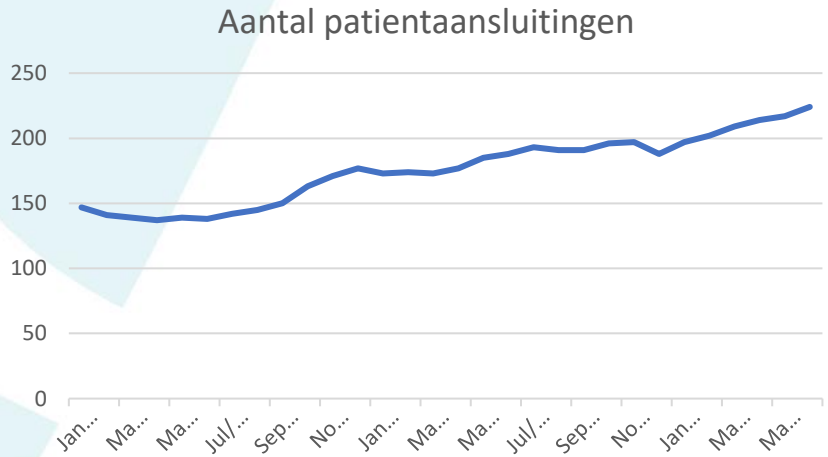

LaurentiusZiekenhuisRoermond

Patiënten met hartfalen

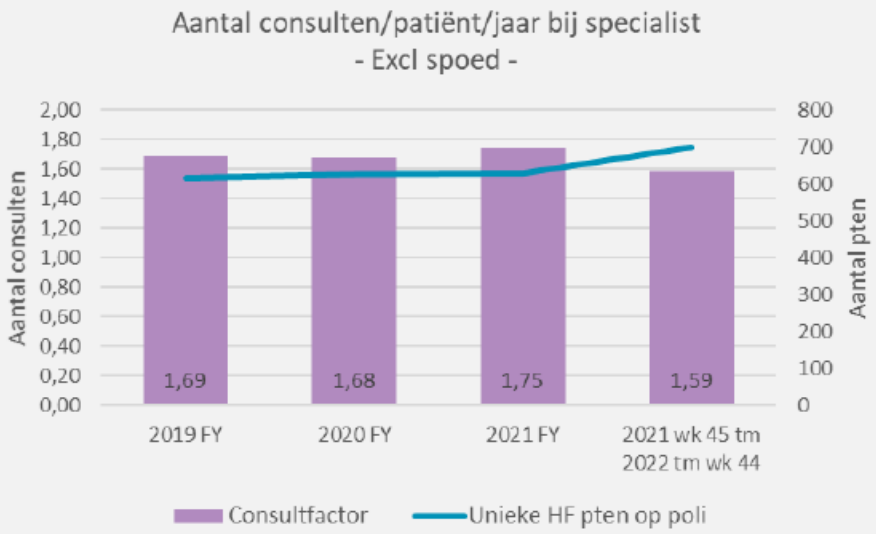

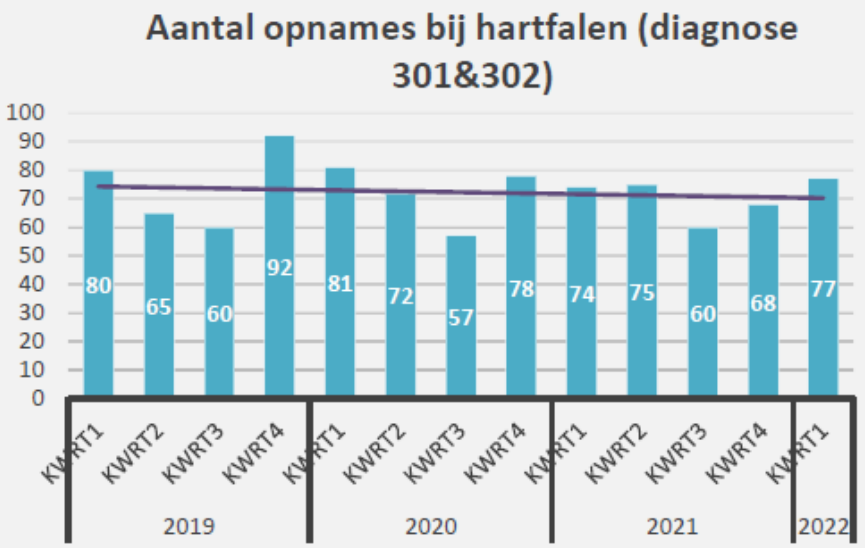

LaurentiusZiekenhuisRoermond

Uitdagingen & kansen

Pilot MedCor4U

2018 | 2023 | 2024

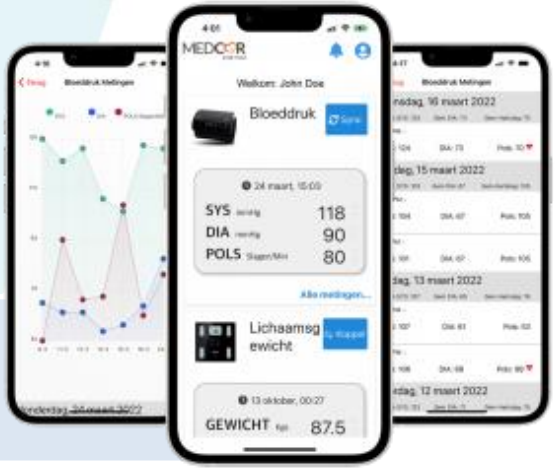

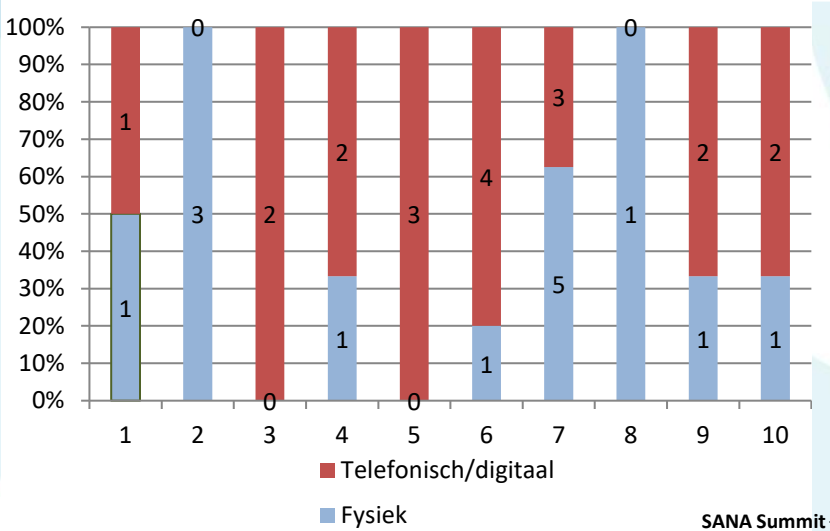

57% telefonisch/digitaal

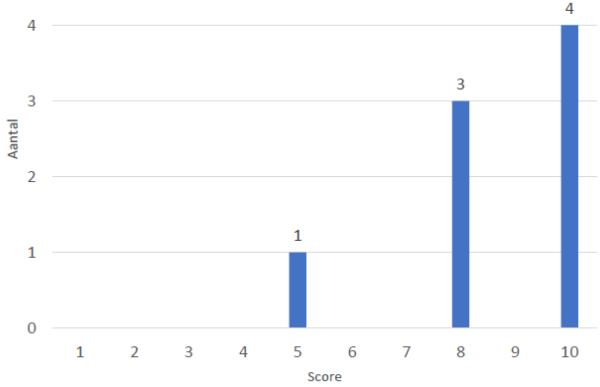

LaurentiusZiekenhuisRoermond

Uitdagingen & kansen

Project thuiszorg

2018 → 2023 → **2024** → 2040

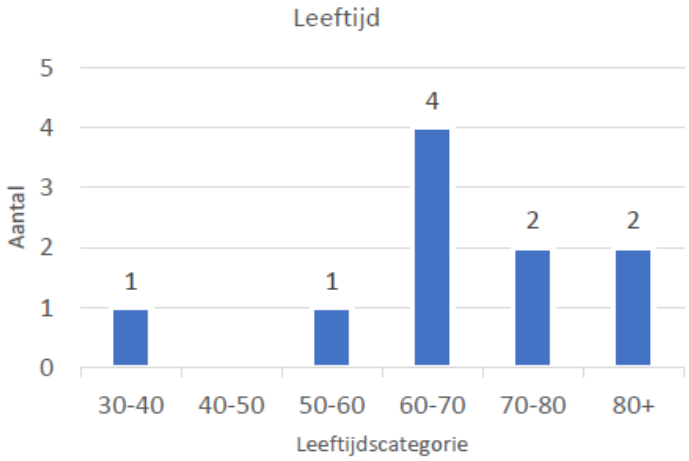

LaurentiusZiek

Toekomst gedachten

Toekomst

2018 → 2023 → 2024 → **2040**

Interreg North-West Europe PASSION-HF

European Regional Development Fund

LaurentiusZiekenhuisRoermond

Vroege detectie hartdecompensatie

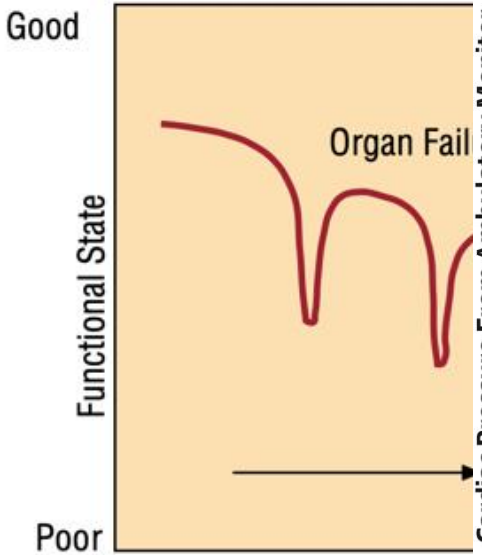

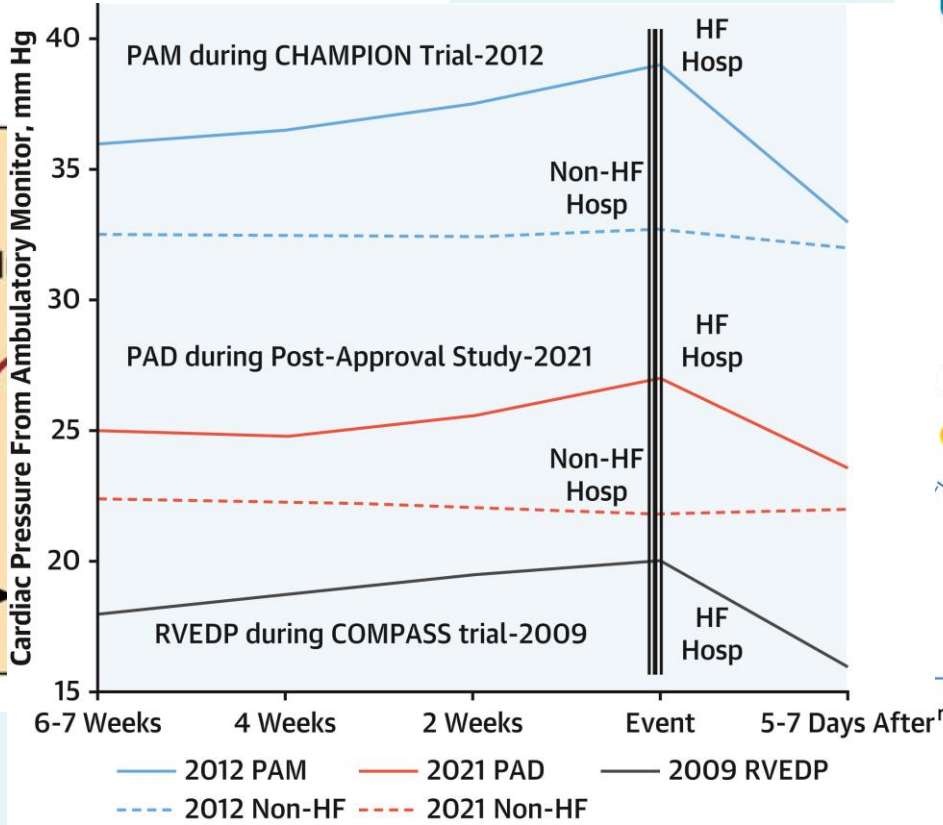

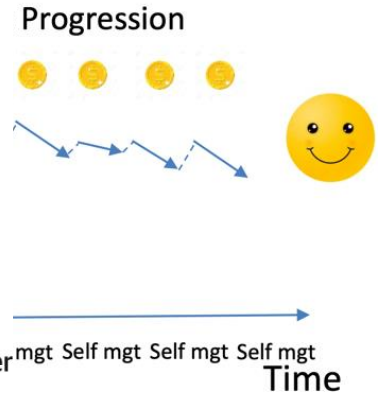

Adamson et al Springer Nature 2009 / Arrigo et al. CFR 2017
Martínez-Sellés et al. Rev Esp Cardiol. 2009
Brunner-la Rocca et al. PASSION-HF
Stevenson et al. J Am Coll Cardiol. 2023

LaurentiusZiekenhuisRoermond

Monitoring en zelfzorg

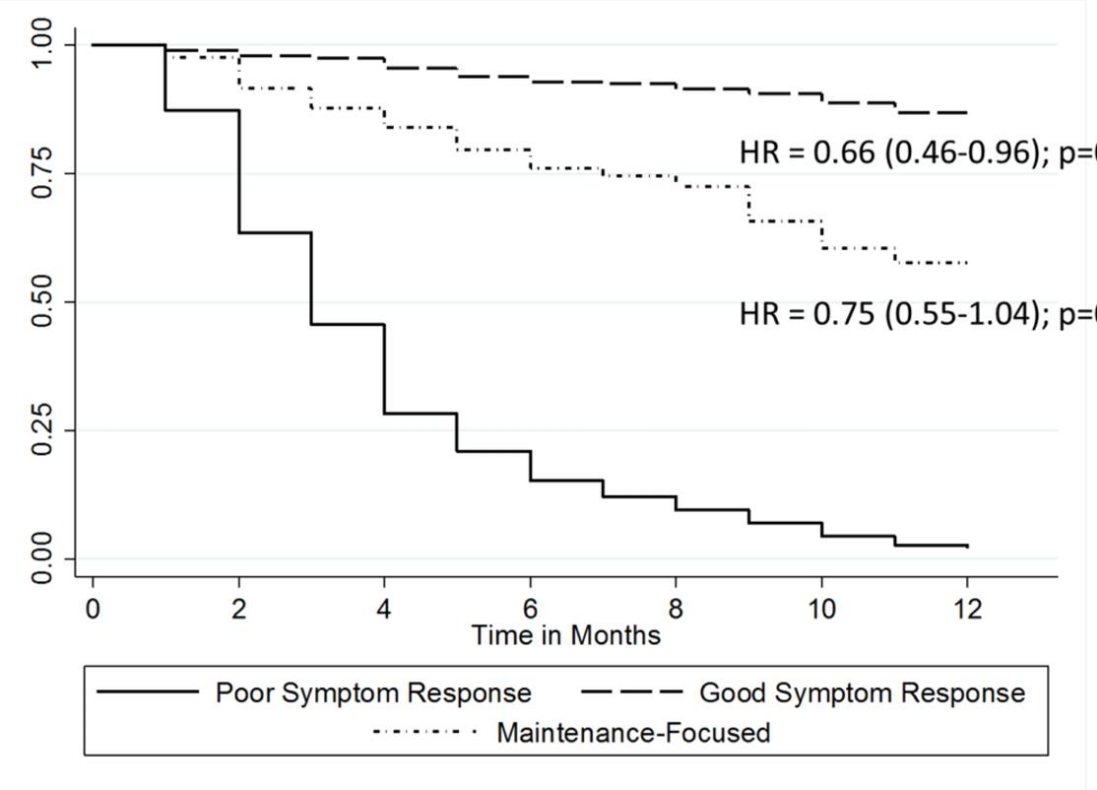

Lee et al. Heart Lung 2018

LaurentiusZiekenhuisRoermond

Telemonitoring HF heden

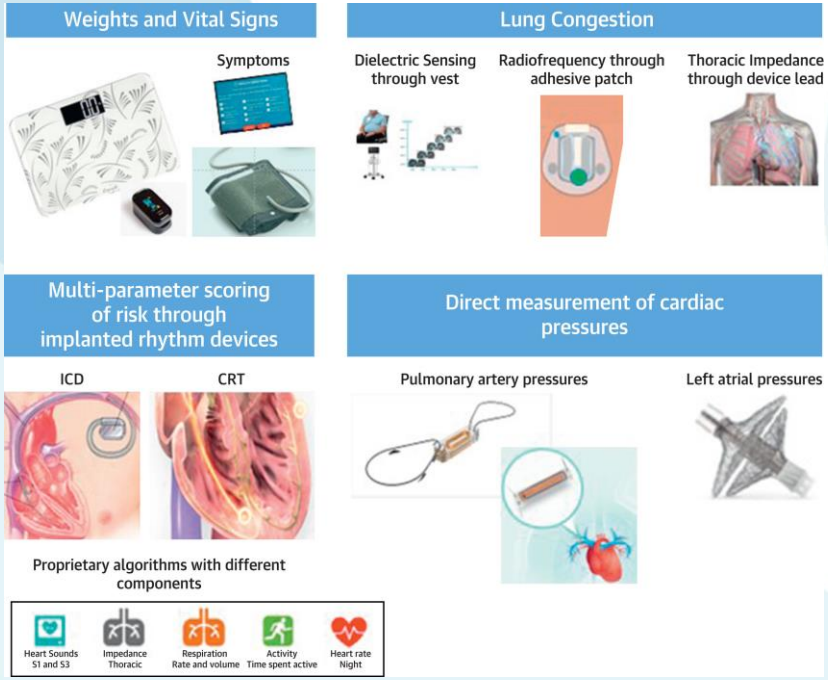

All-cause mortality	No. studies	Intervention	Standard of care	Odds ratio [95% CI]	I²
Non-invasive	56	1337/11 472	1365/9985	0.85 [0.77, 0.94]	9%
Telemonitoring	31	656/4998	644/4454	0.91 [0.79, 1.05]	7%
Structured telephone support	18	375/4033	421/3421	0.75 [0.63, 0.89]	9%
Complex telemonitoring	9	306/2441	329/2355	0.88 [0.74, 1.05]	0%
Invasive	24	762/7239	584/5246	0.86 [0.70, 1.06]	50%
Cardiac implantable devices	17	429/4732	472/4323	0.84 [0.65, 1.08]	56%
Invasive haemodynamic monitoring	7	333/2507	112/923	0.96 [0.72, 1.27]	0%
Total	80	2099/18 861	1949/15 231	0.84 [0.77, 0.93]	23%
First heart failure hospitalization				**Odds ratio [95% CI]**	
Non-invasive	39	1639/7468	1766/6615	0.78 [0.70, 0.86]	26%
Telemonitoring	22	1008/3826	1091/3527	0.78 [0.67, 0.92]	39%
Structured telephone support	15	485/2947	599/2788	0.75 [0.65, 0.86]	0%
Complex telemonitoring	4	146/695	128/545	0.79 [0.50, 1.23]	48%
Invasive	15	562/2884	497/2268	0.89 [0.77, 1.03]	5%
Cardiac implantable devices	11	417/2410	440/2128	0.92 [0.79, 1.06]	1%
Invasive haemodynamic monitoring	4	145/474	57/140	0.68 [0.42, 1.09]	0%
Total	54	2201/10 352	2263/8883	0.81 [0.74, 0.88]	22%
Total/recurrent heart failure hospitalization		**No. events per person year**		**Incidence risk ratio [95% CI]**	
Non-invasive	21	0.363	0.389	0.82 [0.70, 0.96]	70%
Telemonitoring	13	0.446	0.472	0.83 [0.67, 1.02]	77%
Structured telephone support	5	0.327	0.378	0.70 [0.46, 1.06]	66%
Complex telemonitoring	4	0.140	0.141	0.98 [0.79, 1.21]	0%
Invasive	13	0.385	0.296	0.90 [0.74, 1.10]	73%
Cardiac implantable devices	7	0.195	0.199	0.98 [0.76, 1.25]	67%
Invasive haemodynamic monitoring	6	0.605	0.584	0.75 [0.61, 0.91]	52%
Total	34	0.373	0.350	0.85 [0.76, 0.96]	70%

← Favours intervention Favours standard of care →

Scholte et al. European Heart Journal (2023)
Stevenson et al. J Am Coll Cardiol. 2023

LaurentiusZiekenhuisRoermond

Sensoren van de toekomst



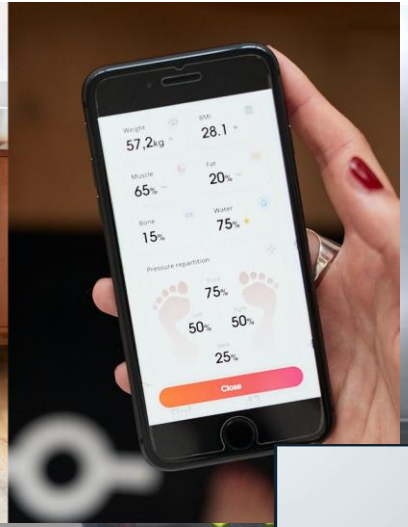



h Intelligence's founder and CEO, helped develop the toilet-seat based cardiovascular
) ((Photo: A. Sue Weisler/RIT))



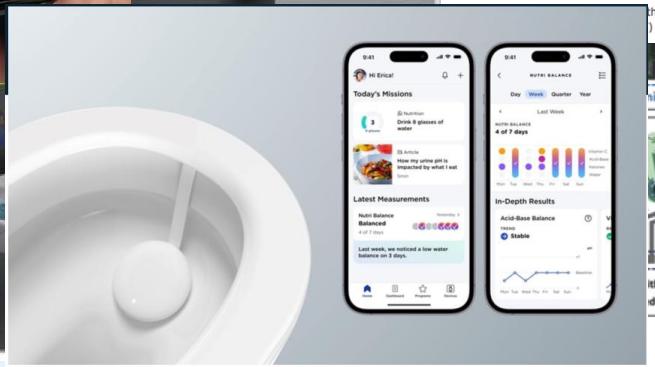

Described by Withings as "Easy as 1, 2, Pee," the rechargeable, automated device is capable of running dozens of tests, with modules that can be swapped out for different types. (Withings)

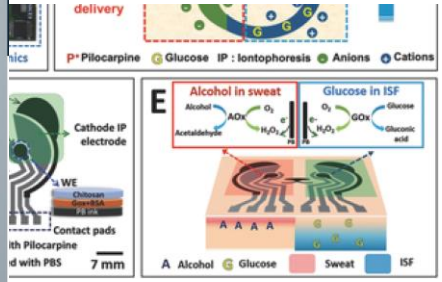

Smith et al. Scientific Reports 2023
Bbalance
Conn et al JMIR Mhealth Uhealth 2019
fiercebiotech.com

LaurentiusZiekenhuisRoermond

Monitoring en zelfzorg

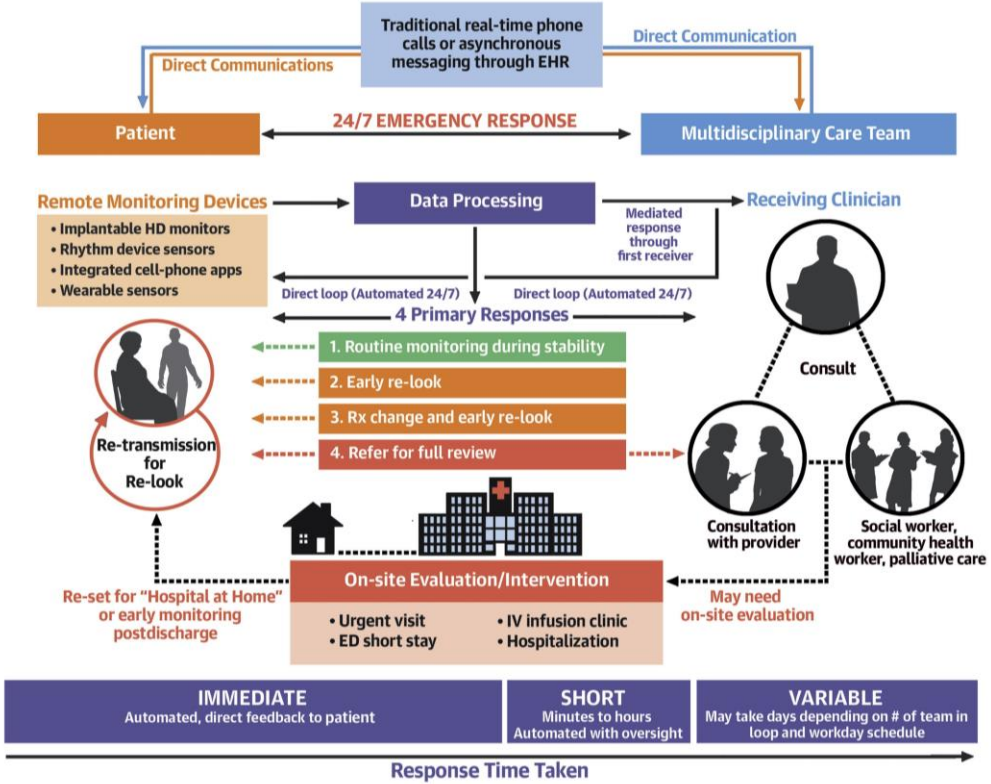

Stevenson et al. J Am Coll Cardiol. 2023

LaurentiusZiekenhuisRoermond

Uitdagingen

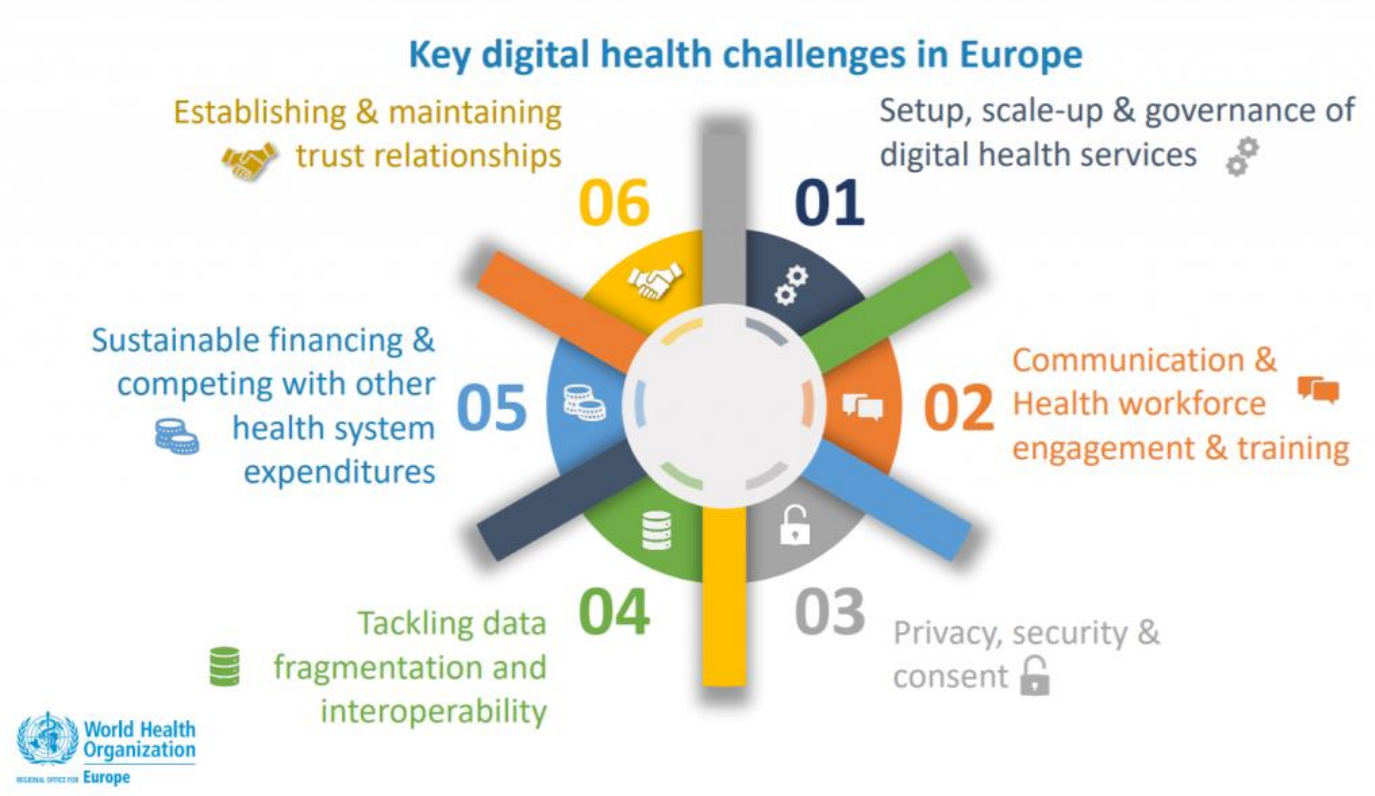

WHO

LaurentiusZiekenhuisRoermond

6de industriële revolutie

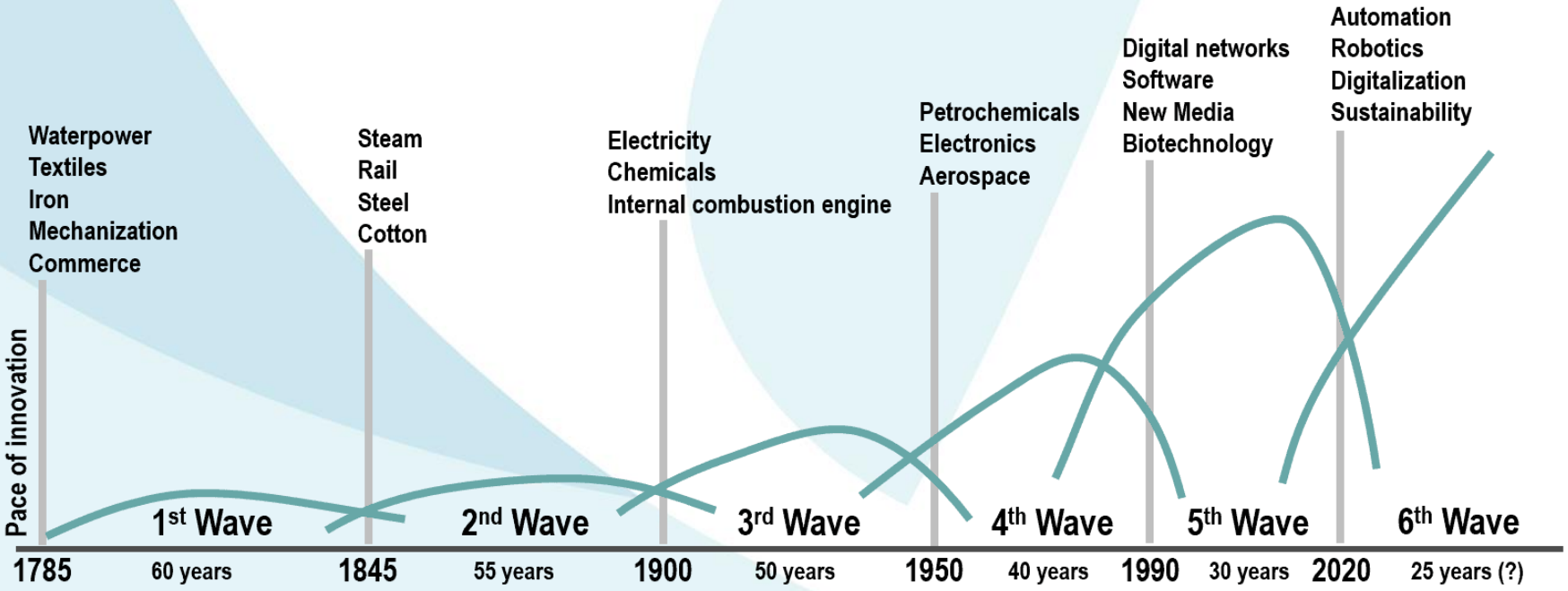

Hargroves, K. and M. Smith (2005) Natural Advantage of Nations
transportgeography.org

LaurentiusZiekenhuisRoermond

Dank voor uw aandacht!

SANA Summit 2024

C.G.M.J. Eurlings, cardioloog LZR

07 maart 2024